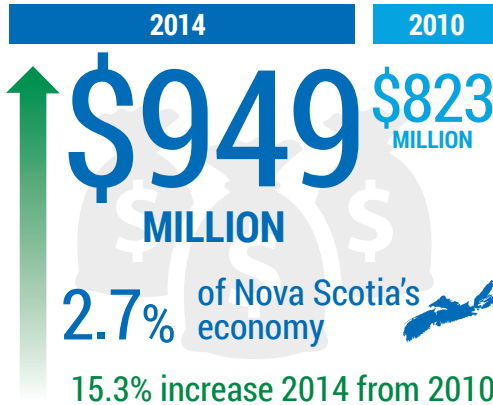


What's the breakdown?

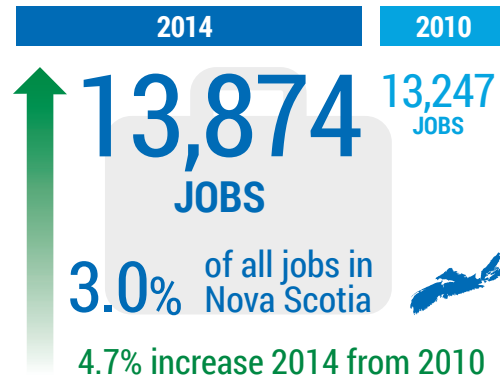
The NS Culture Indicators 2010-2014 (in millions)

	Heritage & Libraries	16	14
		2014	2010
	Live Performance	42	35
		2014	2010
	Visual & Applied Arts	175	124
		2014	2010
	Written & Published Works	168	176
		2014	2010
	Audio-visual Interactive media	287	223
		2014	2010
	Sound Recording	(Numbers suppressed by Statistics Canada)	
		2014	2010
	Education & Training	84	81
		2014	2010
	Governance, funding, and professional support	162	158
		2014	2010

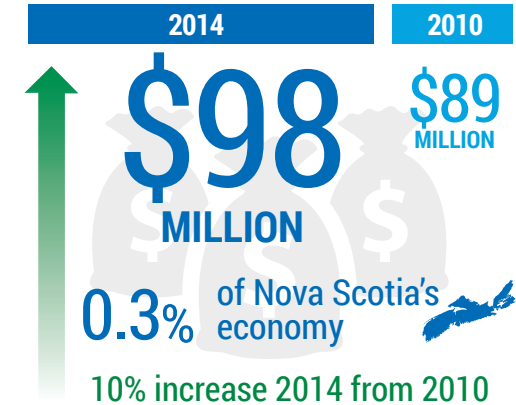
Total
Culture GDP
 in Nova Scotia



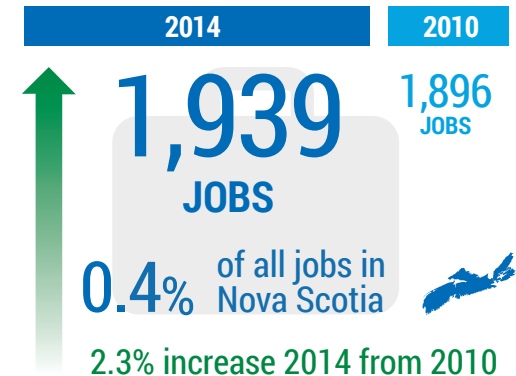
Total
Culture Jobs
 in Nova Scotia



Total
Sport GDP
 in Nova Scotia



Total
Sport Jobs
 in Nova Scotia



Economic trends in Nova Scotia Culture and Sport

2010 - 2014

What is the PTCI?

The Provincial/Territorial Culture Indicators (PTCI) is a new statistical tool that provides current estimates of the economic contribution of culture to the economy of each province and territory in Canada. The PTCI includes estimates of GDP (Gross Domestic Product) and jobs in both culture and sport and reveals trends in arts, cultural industries, heritage, and sport.

A Snapshot of Culture and Sport

The PTCI gives us an economic snapshot of culture and sport in NS from 2010 to 2014. Stay tuned for the next update, coming in 2017.

UPDATED

Provincial/Territorial Culture Indicators from the Culture Satellite Account

Culture and Sport GDP in Nova Scotia



Culture and Sport Jobs in Nova Scotia



CCH RGR 1000 05 16

Nova Scotia details:
cch.novascotia.ca

Statistics Canada details on how this data was collected:
www.statcan.gc.ca/daily-quotidien/160511/dq160511a-eng.htm

Email:
CultureResearch@novascotia.ca


NOVA SCOTIA